














-  **Institutions** ▼
-  **Profiles** ◀
-  **Statistics** ▼
-  **Data submission**
-  **QS World University Rankings** ▼
  -  **Asia**
  -  **ESG Metrics**
  -  **Graduate Employability**
  -  **World University**
-  **Nominations** ◀
-  **Messages**

## QS ESG Metrics

[Institutions](#) / [Statistics](#) / [Data submission](#) / **QS ESG Metrics**

[← Back to landing page](#)

ESG Metrics ▼

Accepted  Rejected  Pending  Queried  No Status

QS ESG Metrics is an expansion of our evaluation framework to capture data around Environment, Social and Governance topics. Please respond to all the questions below as accurately as possible. If you need any help please submit a request to support.qs.com. (<https://support.qs.com/hc/en-gb>)

Click Here For Definitions & Guidelines (<https://support.qs.com/hc/en-gb/articles/4405027974290-Data-Appendix>)

☆ Please note that indicators below with this symbol ↔ will automatically update if that indicator also appears in other QS rankings forms

☆ Please complete as much information as you can provide. This strengthens the validity of our analysis, and the integrity of the insights we can provide.

	Total Number	Est.	Source	Status
Faculty Staff (Male) ↔	<input type="text" value="427"/>			
Number of Male Students ↔	<input type="text" value="4806"/>			
First Generation Learners ↔	<input type="text" value="23"/>			
Number of members in your leadership team (e.g. Chancellor / Vice Chancellor / Rector/ Chief Operating Officer) ↔	<input type="text" value="117"/>			
Number of the above members of your leadership team who are male. ↔	<input type="text" value="98"/>			
Link to your institutions official climate action or environmental sustainability strategy. ↔	<input type="text" value="https://jnu.ac.in/qsra"/>	Available? 		
Link to your institution's sustainable procurement / purchasing policy. ↔	<input type="text" value="https://jnu.ac.in/qsranking"/>			
Link to your institution's sustainable investment policy. ↔	<input type="text" value="https://jnu.ac.in/qsranking"/>			
Link to your institution's sustainability policy on donations and funding. ↔	<input type="text" value="https://jnu.ac.in/qsranking"/>			

Link to research centre with specific focus on sustainability. ↔

<https://jnu.ac.in/qsranking>



Link to department with degree courses directly related to environmental sustainability. ↔

<https://jnu.ac.in/qsranking>



Link to student led society whose purpose is to engage with sustainability. ↔

<https://jnu.ac.in/qsranking>



Link to your university's last governance meeting minutes. ↔

<https://jnu.ac.in/qsranking>



Link to your institution's Disability Support Office ↔

<https://jnu.ac.in/qsranking>



Your institution's water consumption for the previous reporting year. Please use cubic meters (m<sup>3</sup>), where 1,000 L = 1 m<sup>3</sup>. ↔

420659



Your institution's energy consumption for the previous reporting year. Please use kWh/year. ↔

716569



Your institution's carbon emissions for the previous reporting year. Please use kilograms of CO<sub>2</sub> (kgCO<sub>2</sub>e). ↔

1370



Does your institution have an ethics committee overseeing research? ↔

Yes



Does your university's governing body have student representation? ↔

Yes



Does your organisation have and actively implement an

Yes



Equality, Diversity and  
Inclusion Strategy? ↔

How many students receive a  
scholarship covering 100% of their  
fees? ↔

7090

N/A



How many students receive a  
scholarship covering at least 50% of  
fees? ↔

31

N/A



Save

---

### Number of Male Students



Definition ()   History ()   Messages ()   Notes ()

Number of students who are male out of the total number of students studying at your university.